


NOTE: This Survey was conducted online during November & December 2018 and had 43 Participants. We acknowledge that the results shown here may not reflect the opinions of all members of the community but are a representation of the participants involved. The UHCA is working to develop more complete community engagement survey in the near future in hopes to find ways for our volunteer organization to serving our community better.

UHCA Survey Summary 2018






DO YOU CURRENTLY PARTICIPATED IN ANY UHCA ACTIVITIES OR EVENTS?

9 % - LOTS OF THEM


77% - OCCASSIONALLY / SOMETIMES

14% - NOT INTERESTED

UHCA Survey Summary 2018




DO YOU KNOW YOUR NEIGHBOURS?



19% - ALL OF THEM
19% - MOST OF THEM
16% HALF OF THEM
40% - A FEW OF THEM
5% - NONE

UHCA Survey Summary 2018




Copyright 2019 - University Heights Community Association

WHO WOULD BENEFIT IN YOUR HOUSEHOLD FROM UHCA ACTIVITIES & EVENTS?


Of the 43 Participants in the survey, 40% did not have children under the age of 18 in the household;

The Participants that responded identified 107 Individuals that would benefit most from community events and activities would be:



CONCLUSION: This indicates that the programming should be evenly split between age groups to benefit all age ranges in the community.

UHCA Survey Summary 2018





WOULD YOU BE
INTERESTED IN
A COMMUNITY
SKATING RINK?


56% - YES

21% - MAYBE

23% - NO

UHCA Survey Summary 2018

Copyright 2019 - University Heights Community Association




WOULD YOU BE ABLE TO HELP START A COMMUNITY SKATING RINK?



42% - YES

33% - CAN HELP MAINTAIN:


25% - WILL USE, BUT NOT HELP



WHAT CONCERNS YOU MOST IN YOUR NEIGHBOURHOOD?

OF THE PARTICIPANTS SURVEYED, THE GREATEST CONCERNS WERE RELATED TO DEVELOPMENT AND TRAFFIC CONGESTION IN AND AROUND OUR COMMUNITY.

42%	SECONDARY SUITES
40%	STADIUM SHOPPING CENTRE
40%	TRAFFIC CONGESTION
19%	BERMUDA SHORTS DAY / “D” BLOCK PARTY
12%	VANDALISM
12%	SNOW CLEARING
3%	UNIVERSITY DISTRICT
2%	AIR TRAFFIC NOISE




WHAT EVENTS OR ACTIVITIES WOULD YOU LIKE TO SEE IN THE COMMUNITY?

42% of the SURVEY PARTICIPANTS were interested in rebuilding the Community Skating Rink.

33% were interested in participating in an Annual Community Cleanup

30% were interested increasing the number of local Social Events including Concerts, Movies, and Picnics in the Community Park.

Other ideas, such as a Walking Club, Community Garage Sale, and Snow/Grass Angel program showed some interest by participants.



CONCLUSION:

WE WILL NEED TO CONDUCT A MORE COMPLETE SURVEY IN THE NEAR FUTURE TO GET A BETTER UNDERSTANDING OF HOW THE UHCA CAN HELP RENEW PARTICIPATION AND BUILD A STRONGER COMMUNITY SPIRIT FOR THE FUTURE.

WE CAN CONCLUDE THAT THERE IS SIGNIFICANT INTEREST IN HAVING A PLACE FOR OUR COMMUNITY TO INTERACT WITH ONE ANOTHER.